




# DISCOVERY CHARTER SCHOOL

## 2021-22 SCHOOL PROGRESS REPORT ON EDUCATION AND EQUITY

School Code | 3372 Sector | Charter Network | Charters  
Principal Name | Maria Snipe  
Address | 4700 Parkside Ave  
Phone | 215-879-8182 Website | jykdiscoverycharterschool.com/  
Report Type | K-8 School Grades in Report | K-8  
Admissions Category | Citywide  
Turnaround Model | N/A  
Receives HS Report | No  
Oct 1 Enrollment | 642

### Student Enrollment and Demographics



- 0.0% American Indian / Alaskan Native
- 0.3% Asian
- 97.7% Black / African American
- 0.3% Hispanic / Latino
- 1.7% Multi Racial / Other
- 0.0% Native Hawaiian / Pacific Islander
- 0.0% White

**690**

Total Number of Students Served for  
10+ Days Over the Year

**10.9%**

% Students with IEPs

**0.0%**

% English Learners

**82.7%**

% Economically Disadvantaged

### Student Attendance

**99.9%**

% Students Attending at Least 95%  
of Instructional Days

**100.0%**

% Students Attending at Least 90%  
of Instructional Days

Score Level	Performance	Improvement	Level
<b>Level 3</b>			
<b>Performance</b>			
At or Above Target in 3 out of 6 Eligible Metrics			<b>50.0 %</b>
<b>Improvement</b>			
Insufficient Data for Score			
<b>Goal Performance (All Students)</b>			
<b>GOAL 1   PSSA ELA % of Students Proficient or Advanced (Grades 3-8)</b>			
Score: <b>39.1 %</b>			
-3.4 pts from 2021-2022 target			
<b>NOT MEETING</b> no data prior year			
<b>GOAL 2   PSSA ELA % of Students Proficient or Advanced (Grade 3)</b>			
Score: <b>38.5 %</b>			
-8 pts from 2021-2022 target			
<b>NOT MEETING</b> no data prior year			
<b>GOAL 3   PSSA Math % of Students Proficient or Advanced (Grades 3-8)</b>			
Score: <b>4.9 %</b>			
-23.8 pts from 2021-2022 target			
<b>NOT MEETING</b> no data prior year			
● Meeting Target ● Not Meeting Target			
	<b>American Indian / Alaskan Native</b>		
	Insufficient Data for Score	Insufficient Data for Score	
	<b>Asian</b>		
	Insufficient Data for Score	Insufficient Data for Score	
	<b>Black / African American</b>		
	Insufficient Data for Score	Insufficient Data for Score	
	<b>Hispanic / Latino</b>		
	Insufficient Data for Score	Insufficient Data for Score	
	<b>Multi Racial / Other</b>		
	Insufficient Data for Score	Insufficient Data for Score	
	<b>Native Hawaiian / Pacific Islander</b>		
	Insufficient Data for Score	Insufficient Data for Score	
	<b>White</b>		
	Insufficient Data for Score	Insufficient Data for Score	
	<b>English Learners</b>		
	Insufficient Data for Score	Insufficient Data for Score	
	<b>Students with IEPs</b>		
	Insufficient Data for Score	Insufficient Data for Score	
	<b>Economically Disadvantaged</b>		
	Insufficient Data for Score	Insufficient Data for Score	

# Reading/ELA: Every Student Reads On or Above Grade Level

## Goal 1 - Reading Grades 3-8

School Code | 3372 School Name | Discovery Charter School

**Goal 1:** The percentage of students in grades 3-8 who are proficient on the state ELA assessment will grow from 35.7% in August 2019 to 65.0% by August 2026

### PSSA ELA: % of Students Proficient or Advanced, Grades 3-8

All Students, 407 students

Score: 39.1 %



2021-2022 Target: 42.5 %

-3.4 pts from target

2025-2026 Goal: 65.0 %

-25.9 pts from target

NOT MEETING

no data prior year



- Meeting Target
- Not Meeting Target

American Indian / Alaskan Native

Insufficient Sample

Asian

Insufficient Sample

Black / African American, 392 students

Score: 39.3 %  
-3.2 pts from target

NOT MEETING

no data prior year



Hispanic / Latino

Insufficient Sample

Multi Racial / Other

Insufficient Sample

Native Hawaiian / Pacific Islander

Insufficient Sample

White

Insufficient Sample

English Learners

Insufficient Sample

Students with IEPs, 65 students

Score: 9.2 %  
-33.3 pts from target

NOT MEETING

no data prior year



Economically Disadvantaged, 240 students

Score: 36.7 %  
-5.8 pts from target

NOT MEETING

no data prior year



# Reading/ELA: Every Student Reads On or Above Grade Level

## Goal 2 - Reading Grade 3

School Code | 3372 School Name | Discovery Charter School

**Goal 2:** The percentage of 3rd grade students who are proficient on the state ELA assessment will grow from 32.5% in August 2019 to 62.0% by August 2026

### PSSA ELA: % of Students Proficient or Advanced, Grade 3

**All Students**, 52 students

**Score: 38.5 %**



**2021-2022 Target: 39.3 %**

-0.8 pts from target

**2025-2026 Goal: 62.0 %**

-23.5 pts from target

NOT MEETING

no data prior year



- Meeting Target
- Not Meeting Target

**American Indian / Alaskan Native**

Insufficient Sample

**Asian**

Insufficient Sample

**Black / African American**, 50 students

**Score: 40.0 %**  
0.7 pts above target

MEETING

no data prior year



**Hispanic / Latino**

Insufficient Sample

**Multi Racial / Other**

Insufficient Sample

**Native Hawaiian / Pacific Islander**

Insufficient Sample

**White**

Insufficient Sample

**English Learners**

Insufficient Sample

**Students with IEPs**

Insufficient Sample

**Economically Disadvantaged**, 31 students

**Score: 38.7 %**  
-0.6 pts from target

NOT MEETING

no data prior year



# Math & Science: Every Student Performs On or Above Grade Level

## Goal 3 - Math Grades 3-8

School Code | 3372 School Name | Discovery Charter School

**Goal 3:** The percentage of students in grades 3-8 who are proficient on the state Math assessment will grow from 21.6% in August 2019 to 52.0% by August 2026

### PSSA Math: % Students Proficient or Advanced, Grades 3-8

All Students, 410 students

Score: 4.9 %



2021-2022 Target: 28.7 %

-23.8 pts from target

2025-2026 Goal: 52.0 %

-47.1 pts from target

NOT MEETING

no data prior year



### PSSA Science

% of Students Proficient or Advanced in Science (Grades 4 and 8)

30.8 %

45 out of 146 students

American Indian / Alaskan Native

Insufficient Sample

Asian

Insufficient Sample

Black / African American, 395 students

Score: 4.3 %

-24.4 pts from target

NOT MEETING

no data prior year



Hispanic / Latino

Insufficient Sample

Multi Racial / Other

Insufficient Sample

Native Hawaiian / Pacific Islander

Insufficient Sample

White

Insufficient Sample

English Learners

Insufficient Sample

Students with IEPs, 65 students

Score: 4.6 %

-24.1 pts from target

NOT MEETING

no data prior year



Economically Disadvantaged, 243 students

Score: 4.9 %

-23.8 pts from target

NOT MEETING

no data prior year



# Climate, Culture & Opportunity

## Guardrail 1 - Welcoming and Supportive Schools

School Code | 3372 School Name | Discovery Charter School

**Guardrail 1:** Every school will be a safe, welcoming and healthy place where our students, staff and community want to be and learn each day. This means that our schools will be: 1) environmentally safe and clean; and 2) spaces with inclusive climates that provide students with access to robust social, emotional, and mental health supports.

School Climate Score	School Climate Survey		
Insufficient Sample	Insufficient Sample <i>Student Rating</i>	Insufficient Sample <i>Parent Rating</i>	Insufficient Sample <i>Teacher Rating</i>
School Instruction Score	School Instruction Survey		
Insufficient Sample	Insufficient Sample <i>Student Rating</i>	Insufficient Sample <i>Parent Rating</i>	Insufficient Sample <i>Teacher Rating</i>

- Meeting Target
- Not Meeting Target

 **Not Applicable**



*School Has at Least 2 Behavioral/Mental Health Support FTEs per 500 Students*

# Climate, Culture & Opportunity

## Guardrail 1 - Welcoming and Supportive Schools

School Code | 3372 School Name | Discovery Charter School

**Guardrail 1:** Every school will be a safe, welcoming and healthy place where our students, staff and community want to be and learn each day. This means that our schools will be: 1) environmentally safe and clean; and 2) spaces with inclusive climates that provide students with access to robust social, emotional, and mental health supports.

% of Students Attending at Least 95% of Instructional Days	% of Students Attending	
<p>All Students: 690 Students</p> <p style="text-align: center;"><b>Score: 99.9 %</b></p>  <p>2021-2022 Target: 52.9 % <i>47.0 pts above target</i></p> <p>2025-2026 Goal: 60.0 % <i>39.9 pts above target</i></p> <p>MEETING 2026 GOAL <span style="margin-left: 100px;">no data prior year</span></p>	<p>Greater Than 95% of Instructional Days</p> <p style="text-align: right;"><b>99.9 %</b></p>	
	<p>90-95% of Instructional Days</p> <p style="text-align: right;"><b>0.1 %</b></p>	
	<p>85-90% of Instructional Days</p> <p style="text-align: right;"><b>0.0 %</b></p>	
	<p>80-85% of Instructional Days</p> <p style="text-align: right;"><b>0.0 %</b></p>	
	<p>Less than 80% of Instructional Days</p> <p style="text-align: right;"><b>0.0 %</b></p>	
% of Students Attending at Least 90% of Instructional Days	Additional Metrics	
<p>All Students: 690 Students</p> <p style="text-align: center;"><b>Score: 100.0 %</b></p>  <p>2021-2022 Target: 82.3 % <i>17.7 pts above target</i></p> <p>2025-2026 Goal: 94.0 % <i>6.0 pts above target</i></p> <p>MEETING 2026 GOAL <span style="margin-left: 100px;">no data prior year</span></p>	<p style="text-align: center;">Not Applicable</p> <p><i>% of Teachers Attending at Least 95% of Work Days (Cumulative)</i></p>	<p style="text-align: center;">Not Applicable</p> <p><i>Teacher Annual Retention</i></p>
	<p style="text-align: center;">Not Applicable</p> <p><i>% of Teachers Receiving a Proficient MMS Rating</i></p>	<p style="text-align: center;">Not Applicable</p> <p><i>% of Teachers Receiving a Distinguished MMS Rating</i></p>

- Meeting Target
- Not Meeting Target

# Climate, Culture & Opportunity

## Guardrail 2 - Enriching and Well-rounded School Experiences

## Guardrail 3 - Partnering with Parents / Family Members

School Code | 3372 School Name | Discovery Charter School

**Guardrail 2:** Every student will have a well-rounded education with co-curricular opportunities, including arts and athletics, integrated into the school experience.

**Guardrail 3:** Every parent and guardian will be welcomed and encouraged to be partners in their child's school community.

### % of Students Participating in Visual / Performing Arts

*% of Students  
Participating in Visual /  
Performing Arts*

**Data Unavailable**

### School Relationship Score

**Insufficient Sample**

### Additional Metrics



**Not Applicable**

*School Has a SAC/Parent Advisory Group*



**Not Applicable**

*School Has a SAC/Parent Advisory Group That Meets Regularly*



**Not Applicable**

*Number of SAC/Parent Advisory Group Meetings*

● Meeting Target

● Not Meeting Target

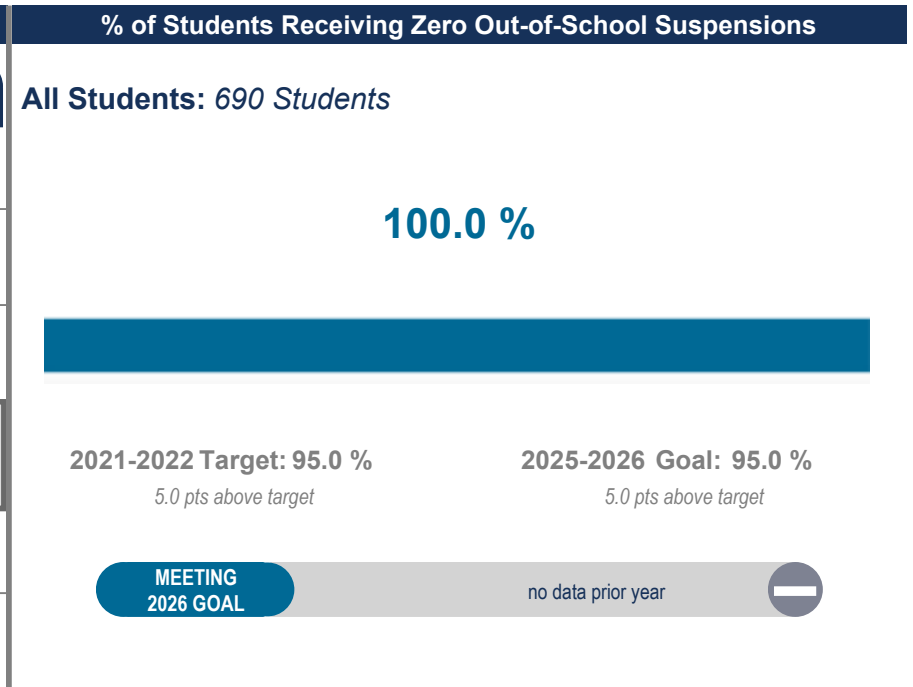
# Climate, Culture & Opportunity

## Guardrail 4 - Addressing Racist Practices

School Code | 3372 School Name | Discovery Charter School

**Guardrail 4:** Our students' potential will not be limited by practices that perpetuate systemic racism and hinder student achievement.

Suspension Disproportionality			
	% of Enrollment (Total Enrollment)		% of Suspensions Given to Each Subgroup
All Students	(642)		
American Indian / Alaskan Native	0.0 %	(0)	Insufficient Sample
Asian	0.3 %	(2)	Insufficient Sample
Black / African American	97.7 %	(627)	Insufficient Sample
Hispanic / Latino	0.3 %	(2)	Insufficient Sample
Multi Racial / Other	1.7 %	(11)	Insufficient Sample
Native Hawaiian / Pacific Islander	0.0 %	(0)	Insufficient Sample
White	0.0 %	(0)	Insufficient Sample
English Learners	0.0 %	(0)	Insufficient Sample
Students with IEPs	10.9 %	(70)	Insufficient Sample
Economically Disadvantaged	82.7 %	(531)	Insufficient Sample



### % of Students Qualified to Attend Criteria-Based High Schools

All Students	Black / African American	Hispanic / Latino
Not Applicable	Not Applicable	Not Applicable

● Meeting Target  
● Not Meeting Target